

# 4-Port/8-Port 100M PoE+ 2-Port 100M RJ-45 Ethernet Switch

## Overview

This series product is 4-Port/8-Port 100M PoE+ 2-Port 100M RJ-45 Ethernet Switch.

This series switch provides 4/8 100M Ethernet RJ-45 downlink ports and 2 100M Ethernet RJ-45 uplink ports. All RJ-45 downlink Ethernet ports support Power-over-Ethernet (PoE+) and deliver up to 30W power per port.

The switch supports 3 working modes through DIP switch: Default, VLAN and CCTV. Under VLAN and CCTV mode, it supports PoE watchdog features, which can detect and restart the camera automatically if it's frozen. It can be widely used in video security monitoring systems, network projects, etc.

This series contains two types:

- SF6P-FHM: 4-Port 100M PoE+ 2-Port 100M RJ-45 Ethernet Switch
- SF10P-FHM: 8-Port 100M PoE+ 2-Port 100M RJ-45 Ethernet Switch

## Features and Highlights

### Abundant Interfaces

- SF6P-FHM:
  - 4\*10/100Base-T PoE RJ-45 downlink ports,
  - 2\*10/100Base-T RJ-45 uplink ports
- SF10P-FHM:
  - 8\*10/100Base-T PoE RJ-45 downlink ports,
  - 2\*10/100Base-T RJ-45 uplink port

### Power over Ethernet (PoE+)

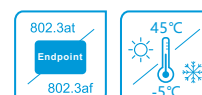
- Power up to 4 or 8 devices that comply with IEEE 802.3af/at standards
- Each PoE port supports a maximum power of 30W
- Circuit protection to prevent the power from interfering with the port
- Long-distance transmission, up to 250 meters
- Support PoE watchdog under VLAN and CCTV mode

### Support 3 Working Modes through DIP switch

- Default: All ports are free to communicate, transmission distance: 0~100m.
- VLAN: Downlink ports are isolated from each other, but can communicate with uplink ports. Transmission distance: 0~100m. Support PoE features under this mode.
- CCTV: The transmission distance is extended up to 250m, but the rate is limited to 10Mbps. Support PoE features under this mode.

### High Performance Design

- 6kV surge immunity
- 6kV contact discharge, 8kV air discharge ESD protection
- Fan-less metal shell design



SF6P-FHM



SF10P-FHM

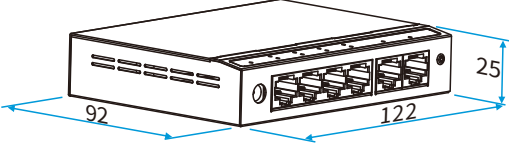
## Hardware Specifications

Items	SF6P-FHM	SF10P-FHM
<b>Hardware Specifications</b>		
Downlink Ports	4*10/100Base-TX PoE+ RJ-45 (Auto-MDI/MDI-X)	8*10/100Base-TX PoE+ RJ-45 (Auto-MDI/MDI-X)
Uplink Ports	2*10/100/100Base-T RJ-45 (Auto-MDI/MDI-X)	
Led Indicators	1* power supply indicator 4* downlink port link indicators 4* downlink port PoE indicators 2* uplink port indicators	1* power supply indicator 8* downlink port link indicators 8* downlink port PoE indicators 2* uplink port indicators
Cable	Cat5 or better	
Dimensions (W*D*H)	122mm*92mm*25mm	180mm*92mm*25mm
Net Weight	0.5kg	0.9kg
Input Voltage	48-57V DC	
Power Consumption	≤4W (Full load, not include PoE)	
Installation	Desktop	
Material	Metal shell	
<b>Switch Property</b>		
Forwarding Modes	Store and Forward	
Switching Capacity	1.2Gbps / non-blocking	2Gbps / non-blocking
Packet Forwarding Rate	0.9Mpps	1.5Mpps
MAC Table	1k, supported auto learning	
Packet Buffer	4Mbit	
<b>PoE</b>		
PoE device	Endpoint PSE (Power Sourcing Equipment)	
PoE Standard	IEEE 802.3af/at	
PoE Pin Assignment	1/2(+), 3/6(-)	
PoE Power Output	54V DC	
PoE Budget	30W max for each port, 60W max for whole switch	30W max for each port, 120W max for whole switch
<b>Standard Conformance</b>		
Standards Compliance	IEEE 802.3 Ethernet IEEE 802.3u Fast Ethernet IEEE 802.3x Flow Control IEEE 802.3af Power Over Ethernet IEEE 802.3at Power Over Ethernet	
<b>EMC</b>		
EMC	FCC 47 CFR Part 15 Class A EN55032 Class A IEC61000-4-2, Level 3:Contact Discharge: ±6kV, Air Discharge: ±8kV IEC61000-4-3, Level 2: 3V/m IEC61000-4-4, Level 2: 1kV IEC61000-4-5, Line to earth: 6kV IEC61000-4-6, Level 2, (0.15MHz~80MHz)	
<b>LVD</b>		
LVD	EN 62368-1:2014 EN 62328-A11:2017	
<b>Environments</b>		
Operating	Temperature: -5°C~45°C Relative Humidity: 5%~95% (Non-condensation)	
Storage	Temperature: -40°C~75°C Relative Humidity: 5%~95% (Non-condensation)	
<b>Certifications</b>		
Certifications	CE, FCC	

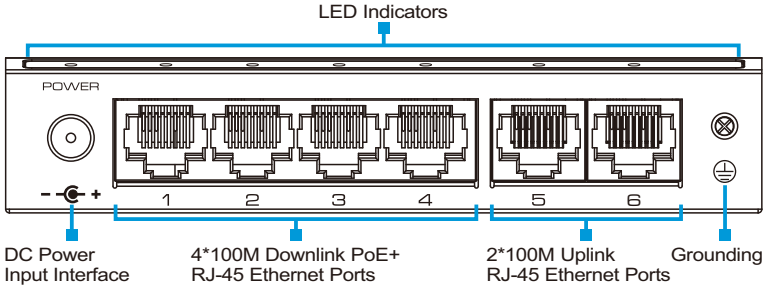
# Appearances and Dimensions

## SF6P-FHM


### Dimensions (mm)



### Front Panel

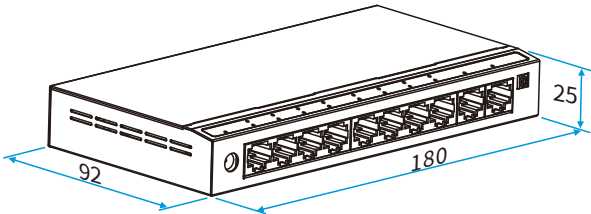


### Rear Panel

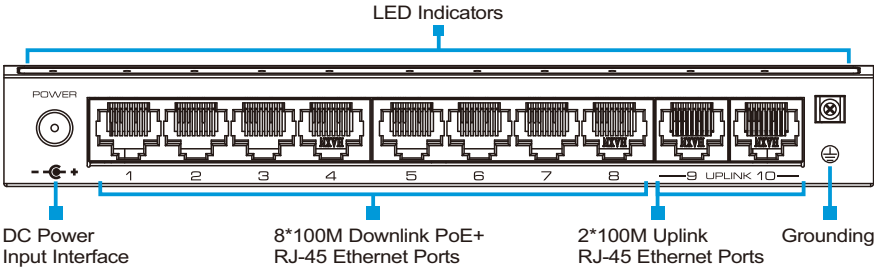


## SF10P-FHM

### Dimensions (mm)



### Front Panel



### Rear Panel



## Packing List

Welcome to order our products. After purchasing, you will receive:

Items	Quantity
Switch	1 pc
Power Adapter	1 pc
AC Power Cable	1 pc
Quick Installation Guide	1 pc

## More Information

For more information, please visit:

[www.utepo.net](http://www.utepo.net)

### SHENZHEN UTEPO TECH LTD.

Head quarter: 5F, Building B, Tiange Science and Technology Park, NO.2, Luozu Industrial Avenue, Shi'yan Street, Bao'an District, Shenzhen, Guangdong, China

Tel: +86-755-83898016-863 or +86-1501-2669-765 (Sales)

Email: [info@utepo.net](mailto:info@utepo.net) (Sales), [support@utepo.net](mailto:support@utepo.net) (Technical support)

©2021 SHENZHEN UTEPO TECH LTD. All Rights Reserved.

Version,V2.0, updated 2021.9.2.

The information in this document is subject to change without notice.

Every effort has been made in the preparation of this document to ensure accuracy of the contents, but all statements, information, and recommendations in this document do not constitute a warranty of any kind, express or implied.